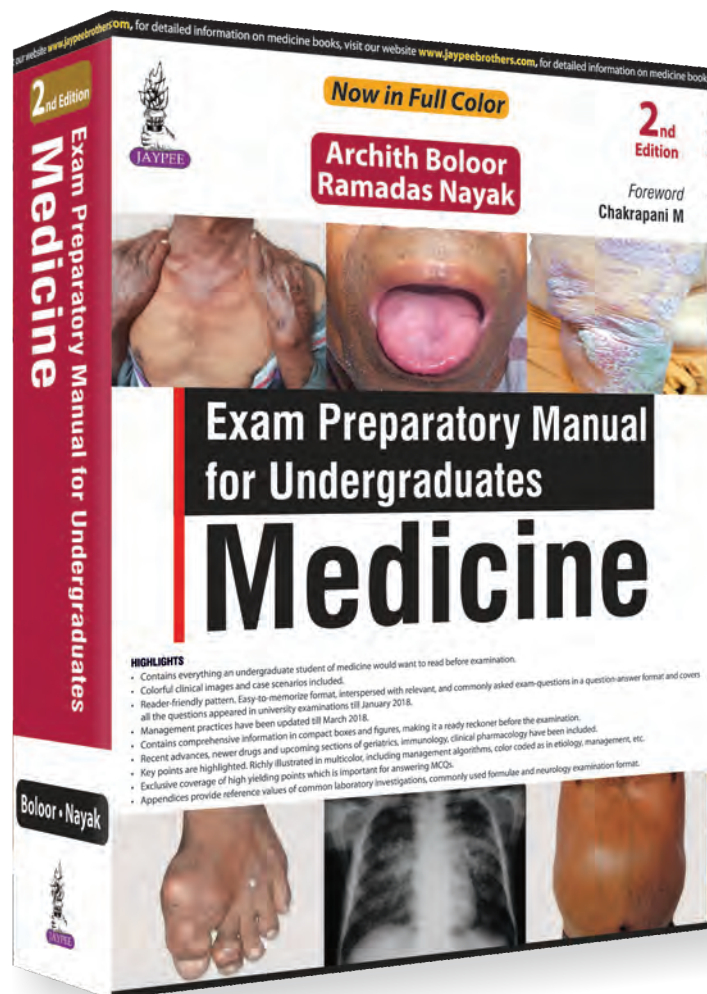




# Essential Titles for Undergraduates

Final Prof 2019



## Exam Preparatory Manual for Undergraduates

# MEDICINE

Archith Bloor  
Ramadas Nayak

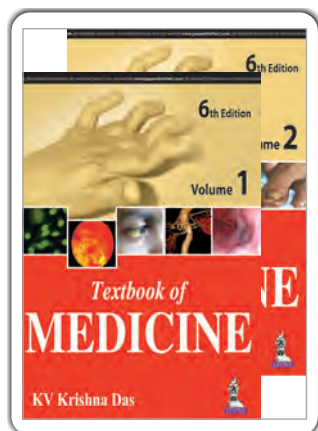
Full Colour | Paperback

2/e, 2018 | 8.5 x 11

1272 Pages | 9789352704941

### Key Features

- ✦ Covers all the questions appeared in university examinations till January 2018.
- ✦ Management practices have been updated till March 2018.
- ✦ Added X-rays, MRIs, CT scans and ECG images of common conditions with explanations.
- ✦ Attractive management algorithms have been revised and updated.
- ✦ Topics regarding clinical trials and research methodology have been added.
- ✦ A full chapter on 'common emergencies in medicine' is included as a ready reckoner.



## Textbook of Medicine KV Krishna Das

2 Volume Set

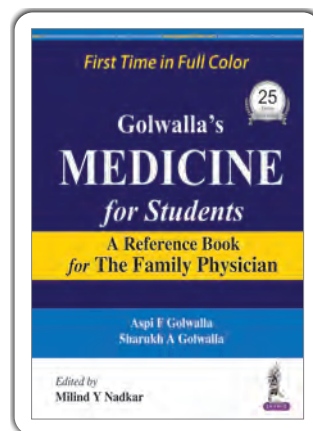
6th Edition

Full Colour | Paperback | 6/e, 2017  
8.5" x 11" | 1706 pp | 9789386056108

73 Contributors

### Key Features

- ▲ Up-to-date, reader-friendly and authentic textbook.
- ▲ All chapters and sections have been thoroughly updated up to the last half of 2016 with newer information.
- ▲ Deal with the theoretical and clinical aspects of health and diseases.
- ▲ Includes treatment modalities, information on basic sciences.
- ▲ Enriched with study aids such as chapter summary and important boxes for easy learning and retention.
- ▲ Tables, figures and flowcharts have been introduced wherever necessary.



## Golwalla's Medicine for Students

A Reference Book for  
the Family Physician


Aspi F Golwalla &  
Sharukh A Golwalla

25th Edition

Full Colour | Paperback | 25/e, 2017  
8.5" x 11" | 1176 pp | 9789351524748

### Key Features

- ▲ Incorporated adequate number of tables, flow charts, electrocardiographs and up-to-date radiological investigations has been included to enhance its readable value.
- ▲ Discusses causes, pathogenesis, differential diagnosis, clinical features, complications, management and investigations of every disease condition.
- ▲ Chapters on Notes and What's New are incorporated at the end of the book to keep students abreast with recent advances and notes for exam preparation.



## Manual of Practical Medicine R Alagappan

6th Edition

Full Colour | Paperback | 6/e, 2018  
8.5" x 11" | 1036 pp | 9789352702381

### Key Features

- ▲ Thoroughly revised and updated chapters in full color.
- ▲ Added recently updated treatment protocols and guidelines.
- ▲ Focuses on basic history taking and clinical examination.
- ▲ A large number of diagrams and MR, CT images have been incorporated.
- ▲ Reproduction of imaging studies is well presented.
- ▲ Inclusion of attractive tables and clinical photographs.
- ▲ Different color codes for clinical features, investigations, treatment, management and complications.



## Self Assessment & Review Medicine (Part A & B)

Mudit Khanna

2 Volume Set

12th Edition

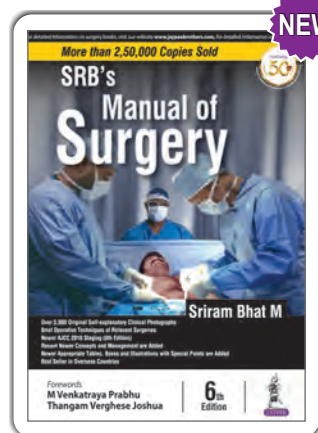
With Full Colour  
Image Based Questions

Two Colour | Paperback | 13/e, 2019  
8.5" x 11" | 1704 pp (Approx.) | Forthcoming

Tentative Cover

### Key Features

- ▲ Exclusive fully colored section on image-based questions.
- ▲ Thoroughly revised and updated edition including chapter-wise revision notes and latest exam pattern questions.
- ▲ Fully updated and revised from latest editions of Harrison's 19/e and CMDT 2018.
- ▲ Fully explained answers of AIIMS (Nov 2018-1991), PGI Chandigarh (Nov 2018-2000), NEET-AIPGME (2019-1991), DNB (2018-2000).
- ▲ Includes effective revision tools in the form of "Essential Revision Notes" before each chapter.



**NEW**

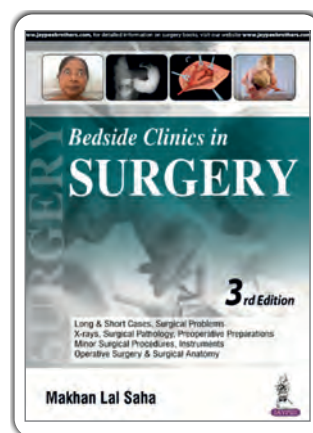
## SRB's Manual of Surgery Sriram Bhat M

6th Edition

Full Colour | Paperback | 6/e, 2019  
8.5" x 11" | 1276 pp (Approx.) | 9789352709076

### Key Features

- Exclusive photographs and illustrations relevant to the topics are incorporated.
- Text material adequately covered to meet the need of exam-going undergraduates, for postgraduate entrance examinations, as well as to the surgical practitioners.
- Recent grading and staging of malignant conditions along with recent trend in therapeutic modalities have been discussed wherever necessary.
- More boxes and notes are added in appropriate places.



## Bedside Clinics in Surgery Makhan Lal Saha

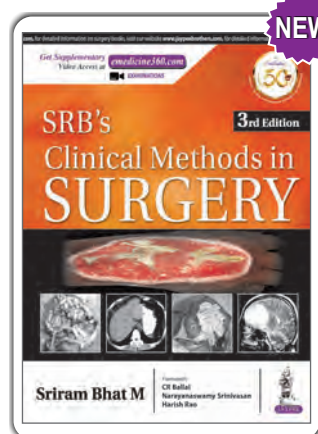
3rd Edition

Full Colour | Paperback | 3/e, 2018  
6.75" x 9.5" | 1286 pp | 9789352703142

28 Contributors

### Key Features

- Measurement of a swelling incorporated by using a Vernier caliper instead of a tape measurement.
- A new long case on management of diabetic foot has been added.
- In X-ray section interpretation of mammography has been added.
- In surgical anatomy section, lower leg compartments and cervical fascia added.
- About 30-40 new figures added.



**NEW**


## SRB's Clinical Methods in Surgery Sriram Bhat M

3rd Edition

Full Colour | Paperback | 3/e, 2019  
7.25" x 9.5" | 836 pp | 9789352705450

### Key Features

- Thoroughly revised and updated with lots of good quality photographs and diagrams for easy recapitulation.
- Case discussions added in selected chapters for clinical understanding.
- Each chapter contains clinical examination methods, investigations, brief outline about all the conditions, which are relevant surgically.
- Clinical pearls are added as a surgical wisdom which is important while treating the surgical patients.
- New chapters on Instruments, X-rays and specimens added.



## Clinical Surgery Pearls R Dayananda Babu

3rd Edition

Full Colour | Hardbound | 3/e, 2018  
6.75" x 9.5" | 608 pp | 9789352703494


### Key Features

- Exam-oriented clinical book for UGs and PGs in question-answer format.
- Each case starts with a case capsule, followed by checklist for history and physical examination along with diagnostic points.
- Questions for postgraduates are marked as PG.
- Chapters contain key points at the end "FOR PG's- WHAT IS NEW?" to keep abreast with latest advances.
- The latest AJCC, 8th edition is used for staging and management.



## Exam Preparatory Manual for Undergraduates Surgery

Gunjan S Desai, *et al.*



2nd Edition


Single Colour | Paperback | 2/e, 2018  
8.5" x 11" | 606 pp | 9789352704095

### Key Features

- ▲ Inclusion of new sections on the perioperative journey of a patient, transplant journey of a patient, bariatric surgery, more detailed discussion on portal hypertension, fluid and electrolyte abnormalities.
- ▲ All the updated guidelines of 2016 have been summarized including the new definitions of shock, compartment syndromes, tuberculosis management, urological cancers and sepsis.
- ▲ A lot of new short notes have been added as per the latest advances.
- ▲ Discusses key topics indirectly related to surgery such as radiology, anesthesia, transplant.
- ▲ Inclusion of easy to reproduce new algorithms, tables, flow charts and line diagrams.

## The Short Textbook of Pediatrics

Suraj Gupte



12th Edition

55 Contributors

Full Colour | Paperback | 12/e, 2016  
8.5" x 11" | 966 pp | 9789385891809

### Key Features

- ▲ Incorporates national and international recommendations of MCI, IAP, NNF, WHO, UNICEF, IPA, ISTP, AAP, etc.
- ▲ New chapters include fever spectrum, fungal, protozoal, helminthic, intrauterine, and nosocomial infections and infestations, all in the paediatric infections section.
- ▲ Enhanced by over 815 full colour images, diagrams, algorithms, boxes and tables.
- ▲ Pearls include multiple choice questions and clinical problems along with further reading at the end of chapters for self-evaluation.

## Surgery Essence

Pritesh Singh



with Full Colour  
Image-based  
Questions

7th Edition

Includes  
DVD-ROM  
Live Lectures on  
Breast & Thyroid  
(Duration 3 hrs)

Tentative Cover


Full Colour | Paperback | 7/e, 2019  
8.5" x 11" | 1044 pp (Approx.) | Forthcoming

### Key Features

▲ A

## Illustrated Textbook of Pediatrics

Indumathy Santhanam



29 Contributors


Full Colour | Paperback | 1/e, 2018  
8.5" x 11" | 1006 pp | 9789352701025

### Key Features

- ▲ Exclusive chapter on Pediatric Resuscitation and Emergency Medicine.
- ▲ Presented with more than 650 clinical photographs.
- ▲ Includes color atlas on how to perform neurological examination of an infant.
- ▲ History panel given at the top of every chapter.
- ▲ Includes pretty cartoons to make complex facts, easy to understand.
- ▲ Key points have been given at the end of each chapter.

## Clinical Cases in Pediatrics

R Rajamahendran, *et al.*




Full Colour | Paperback | 1/e, 2014  
6.25" x 9.5" | 226 pp | 9789351520658

### Key Features

▲ I

## Exam Preparatory Manual for Undergraduates Pediatrics

Snehal Patel, *et al.*



Single Colour | Paperback | 1/e, 2018  
6.75" x 9.5" | 424 pp | 9789352704248


### Key Features

- ▲ A collection of compact, exam-oriented topics with most recent advances.
- ▲ Each chapter describes all commonly asked questions.
- ▲ Clinical tips in each topic are an icing on the cake.
- ▲ Includes new HOTS-one or two liner questions at the end of each chapter.
- ▲ Includes a special chapter on clinical examination formats and commonly asked questions-answer in table viva (drugs, instruments, X-rays, vaccines, etc.).

# Final Prof 2019

## Review of Pediatrics & Neonatology

Taruna Mehra, *et al.*



5th Edition

Tentative Cover

Full Colour | Paperback | 5/e, 2019  
8.5" x 11" | 512 pp (approx.) | Forthcoming


### Key Features

- ▲ Fully colored edition with 250 images.
- ▲ Completely revised and fully updated from the latest editions of Nelson 20/e, Ghai 8/e, Harrison 19/e and latest recommendations and guidelines.
- ▲ Explained answers of all recent questions upto 2018 including NEET/DNB pattern questions, AIIMS PG/MEE, PGI and JIPMER.
- ▲ Exclusive features marked with 'M'.
- ▲ High yielding points, mnemonics and latest updates.

## Textbook of Orthopedics

Includes Clinical Examination  
Methods in Orthopedics

John Ebnezar & Rakesh John



5th Edition


Full Colour | Paperback | 5/e, 2017  
8.5" x 11" | 970 pp | 9789386056689

### Key Features

- ▲ First ever compact and comprehensive small book.
- ▲ Each and every chapter has been thoroughly revised and updated.
- ▲ New X-rays have been added & Appendices thoroughly revised.
- ▲ Addition of lots of innovative and thought-provoking diagrams, innovated by the author himself.
- ▲ Includes columns such as quick facts, vital facts, flowcharts, points to ponder, mnemonics, etc. for last minute revision of students before the examinations.
- ▲ A whole new section on geriatric orthopedics.
- ▲ Useful for Undergraduate and postgraduate students, DNB students, young orthopedic surgeons and their teachers.

## Self-Assessment and Review of Pediatrics and Neonatology

Sushanta Bhanja



with Full Color  
Image Based Learning (IBL)

48 Contributors

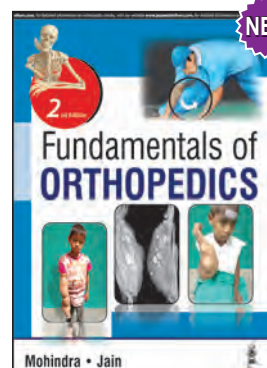
Two Colour | Paperback | 2/e, 2018  
8.5" x 11" | 792 pp | 9789352704293

### Key Features

- ▲ Bestselling Book by Subject Specialist
- ▲ Based on Facts and Concepts from Latest Edition Standard Textbooks Nelson 20/e, Piyush Gupta 2/e, Ghai 8/e, Rudolph Pediatrics 22/e, CPD 22/e, Avery's 9/e, Suraj Gupte 12/e, Claherty 7/e, Harrison 19/e, and Park 24/e.
- ▲ First PG/MEE book with 4 in 1 image based learning.
- ▲ Latest guidelines and recent advances till 2017.
- ▲ Recent Year Questions and Explanations (Upto 2018).

## Fundamentals of Orthopedics

Mukul Mohindra & Jitesh Kumar Jain



2nd Edition

14 Contributors

Full Colour | Soft Cover | 2/e, 2018  
8.5" x 11" | 576 pp | 9789352701322

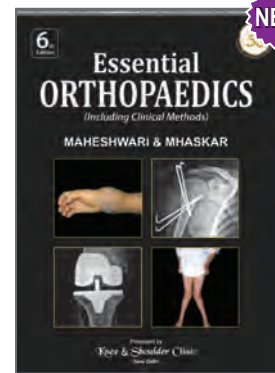
### Key Features

- ▲ An up-to-date, to-the-point and all-in-one package to tackle theory and practical examinations, and current entrance examination pattern.
- ▲ Covers borderline topics in orthopedics such as spine, poly trauma, metabolic bone diseases, arthritis, skeletal dysplasias, brachial plexus palsy, thoracic outlet syndrome and soft tissue sarcomas.
- ▲ Includes a new chapter on Sports Injuries and their Rehabilitation, an upcoming specialty, as a separate unit with elaborate information on common sports injuries, their management and exercise prescription.
- ▲ Provides over 1000 well-labeled images, with similes, depicting all clinical and radiological signs in orthopedics and the common instruments and the implants in use.

## Essential Orthopaedics

(Including Clinical Methods)

Maheshwari & Mhaskar



6th Edition

Full Colour | Soft Cover | 6/e, 2019  
8.25" x 10.75" | 404 pp | 9789352706853


### Key Features

- ▲ All chapters have been thoroughly revised and updated.
- ▲ Contents have been tailored to the requirement of a medical student and those preparing for PG entrance examination.
- ▲ New chapter on Imaging Modalities in Orthopaedic.
- ▲ Updated information on currently relevant topics of joint replacement and arthroscopic surgery.
- ▲ The section on 'Clinical Methods' makes it an "all-in-one" book for medical students and residents.
- ▲ The "problem-solving approach" has been uniformly appreciated by students, teachers and practising doctors.

## Practical Orthopedics

Biological Options and Simpler Techniques  
for Common Disorders

SM Tuli




Full Colour | Paperback | 1/e, 2015  
6.5" x 9.5" | 194 pp | 9789351526568

### Key Features

- ▲ Contains collective expertise of the author regarding the care and treatment of common orthopedic disorders.
- ▲ Written keeping in mind the infrastructure facility available in most hospitals in the Indian Subcontinent.
- ▲ Discusses basic pathology, clinical features, diagnostic Methodologies and treatment options.
- ▲ Enriched with illustrations for better understanding.
- ▲ Affordable and effective treatment options are described keeping in view the societal preconditions.

## Exam Preparatory Manual for Undergraduates Orthopedics Sandip Ghosh




Single Colour | Paperback | 1/e, 2017  
6.75" x 9.5" | 180 pp | 9789386150967

### Key Features

- ▲ A

## Orthopedics Quick Review (OPQR) Apurv Mehra




Two Colour | Paperback | 7/e, 2019  
8.5" x 11" | 388 pp (Approx.) | Forthcoming

### Key Features

- ▲ A

## Essentials of Obstetrics Sabaratnam Arulkumaran, et al.




Full Colour | Paperback | 3/e, 2017  
8.5" x 11" | 492 pp | 9789386056665

### Key Features

- ▲ A multi-authored book, contributors are experienced professionals, provided a wealth of information as well as guidance concerning potential problems faced in day-to-day obstetrical practice.
- ▲ Includes reference to the latest available technologies.
- ▲ Two new chapters 'Pelvis and Fetal Skull' and 'Contracted Pelvis, CPD and Trial of Labor' have been added.
- ▲ Contains self-explanatory, colored illustrations and photographs.
- ▲ Spread into 48 chapters, the book proceeds with issues related to contraception, implantation and growth of the fetus and placenta, followed by normal pregnancy and childbirth.
- ▲ Covers obstetric and medical complications in the antenatal period.

## DC Dutta's Textbook of Obstetrics Hiralal Konar




Full Colour | Soft Cover | 9/e, 2018  
8.5" x 11" | 686 pp | 9789352702428

### Key Features

- ▲ All the chapters are thoroughly revised and updated.
- ▲ Updated chapter 42 on Practical Obstetrics with a total number of 55 high-quality photographs.
- ▲ Contemporaneous Guidelines and recommendations of professional and academic organizations.
- ▲ With 700 line drawings, sketches, MR images, ultrasonograms, skiagrams and photographs.
- ▲ Inclusion of summary tables, algorithms, boxes, flowcharts and the key points in each chapter.

## DC Dutta's Textbook of Gynecology Hiralal Konar




Full Colour | Soft Cover | 7/e, 2016  
8.5" x 11" | 586 pp | 9789385891595

### Key Features

- ▲ More than 450 high-quality photographs, illustrations, anatomical drawing and imaging studies.
- ▲ Enriched with tables, diagrams, boxes, charts and algorithms for easy learning and reproducibility.
- ▲ Key points at the end of each chapter for quick and easy revision.
- ▲ Information is up-to-date and evidence-based.
- ▲ Operative Gynecology (Chapter 35) is meant to provide the basic principles of commonly performed gynecological surgery.

## Bedside Clinics in Gynecology From Clinics to Care with Illustrations Arup Kumar Majhi




Full Colour | Soft Cover | 1/e, 2018  
6.75" x 9.5" | 894 pp | 9789352703210

### Key Features

- ▲ Question-answer format has been used, wherever necessary to simplify the topics.
- ▲ Covers all topics of oral and practical examination including research methodology in detail.
- ▲ Clinical methods, modern investigations, imaging and surgical procedures along with instruments have been analytically depicted with more than 835 original photographs and 325 colored illustrations.



**Dutta's**  
**Bedside Clinics and Viva-Voce**  
**in Obstetrics & Gynecology**  
Hiralal Konar




Full Colour | Paperback | 7/e, 2019  
6.25" x 9.5" | 684 pp (Approx.) | Forthcoming

## ► Key Features

- ▲ Covers the entire zone of Clinical, Practical and Viva-Voce part of the examination, fulfilling University course curriculum.
- ▲ Topics on Ultrasonography, Doppler studies, Computed Tomography (CT), Magnetic Resonance Imaging (MRI), Positron Emission Tomography (PET), Laparoscopic and Hysteroscopic Surgery, Robotic Surgery have been incorporated.
- ▲ SBAs and MCQs are presented with model answers for revision.
- ▲ Exhaustive number of clinical photographs, graphs, sketches and line drawings have been included for better understanding.

**Exam Preparatory Manual for Undergraduates**  
**Obstetrics & Gynecology**  
Punit S Bhojani




Single Colour | Paperback | 1/e, 2016  
6.75" x 9.5" | 364 pp | 9789352500536

## ► Key Features

- ▲ B

**Self Assessment & Review**  
**Obstetrics**  
Sakshi Arora Hans




Two Colour | Paperback | 12/e, 2019  
8.5" x 11" | 550 pp (Approx.) | Forthcoming

## ► Key Features

- ▲ B

**Self Assessment & Review**  
**Gynecology**  
Sakshi Arora Hans

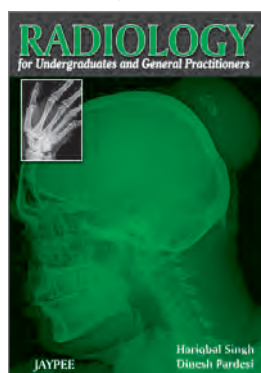


Two Colour | Paperback | 12/e, 2019  
8.5" x 11" | 500 pp (Approx.) | Forthcoming

## ► Key Features

- ▲ B

**Radiology**  
**for Undergraduates and General Practitioners**  
Hariqbal Singh & Dinesh Pardesi




Two Colour | Paperback | 1/e, 2012  
6.25" x 9.25" | 256 pp | 9789350257937

## ► Key Features

- ▲ The book has been structured such that the student is introduced to radiology and at the same time is prepared to do well in the examination without taking too much of his time.
- ▲ Images have been provided to give a better understanding.
- ▲ Covers all questions asked in the examination.
- ▲ Syllabus in radiology for undergraduates given at the end.
- ▲ Covered in 20 lectures of one hour duration each and one clinical postings of two weeks in radiology department.
- ▲ The book will be a great asset for the general practitioners who will find his day-to-day imaging solutions in this.


**Short Textbook of Anesthesia**  
Ajay Yadav



Two Colour | Soft Cover | 6/e, 2018  
6.75" x 9.5" | 354 pp | 9789352704644

## ► Key Features

- ▲ Focuses on the topics asked more frequently in pre-PG examinations.
- ▲ Most important points are presented in italics.
- ▲ Key points are given at the end of each chapter.
- ▲ Summary of topics has been presented in a tabular form.
- ▲ Recent advances in drugs, equipment and techniques have been incorporated.
- ▲ Cardiopulmonary resuscitation (CPR) guidelines are based on the American Heart Association (AHA), 2015, update.



**Essentials in Dermatology, Venereology & Leprology**  
Ramesh Bansal

Full Colour | Paperback | 1/e, 2015  
8.5" x 11" | 574 pp | 9789350257203

## Key Features

- Text is presented in a bulleted format.
- A simplified concept has been given with more than 600 clinical photographs, over 100 illustrations and histological representations of various skin diseases and their presentation.
- Includes footnotes that elaborate certain words.
- Many flow charts and tables have been added.
- Focuses on differential diagnosis of important diseases.
- Essential preparation guide for those appearing in various PG entrance examinations.




**Aim Excellence Series Dermatology**  
SnarayanM

Full Colour | Paperback | 1/e, 2017  
6.75" x 9.5" | 98 pp | 9789386150325

## Key Features

▲ F




**A Short Textbook of Psychiatry**  
Niraj Ahuja

7th Edition

Two Colour | Paperback | 7/e, 2011  
7.25" x 9.5" | 276 pp | 9789380704661

## Key Features

- This twentieth year edition aims to provide a brief yet comprehensive account of the psychiatry disorders.
- The text has been aligned to the most recent developments in classification, terminology and treatment methods.
- Significant changes have been made in several chapters, especially in the chapters on diagnosis and classification incorporating ICD-10 at most places and DSM-IV-TR wherever appropriate, psychoactive substance use disorders, psychopharmacology, schizophrenia and other biological methods of treatment.



**Review of Psychiatry**  
Praveen Tripathi

4th Edition

Two Colour | Paperback | 4/e, 2019  
8.5" x 11" | 170 pp (Approx.) | Forthcoming

## Key Features

▲ |

Tentative Cover



**Jaypee Brothers Medical Publishers (P) Ltd**

e-mail: [marketing@jaypeebrothers.com](mailto:marketing@jaypeebrothers.com)

website: [www.jaypeebrothers.com](http://www.jaypeebrothers.com)



Scan to connect  
and discover more